

Comisión Interamericana del Atún Tropical  
Inter-American Tropical Tuna Commission



CAF-07-03

Programa de observadores en transbordos en el mar  
Program to monitor transshipments at sea

7ª Reunión del Comité de Administración y Finanzas  
7<sup>th</sup> Meeting of the Committee on Administration and Finance  
Bilbao, España–Spain 19 Jul 2019

**Resolución C-12-07, par. 21**

**Cada año el Director presentará un informe de la instrumentación de la presente resolución**

**Resolution C-12-07, par. 21**

**Each year the director shall present a report on the implamentation of this resolution**

# Informe de Transbordos en alta mar- Report of transshipments in high seas

1. Introducción
2. Implementación y operación
3. Resultados hasta la fecha
4. Financiamiento
5. Puntos por acordar

1. Introduction
2. Implementation and operation
3. Results to date
4. Financing
5. Pending issues

# Programa de transbordos–Transshipment program

- Programa en operación desde 1 de enero del 2009
- Program effective as of January 1, 2009

**10 ½**  
años operando–years operating

Contrato con MRAG vence a finales de 2019.

Contract with MRAG will end at the final of 2019.

**CHN, KOR, PAN, JPN, TWN, VUT**

# Lista de buques cargueros–List of carrier vessels

China	7
Corea–Korea	8
Japón–Japan	4
Panamá–Panama	22
Liberia	25
Taipei Chino–Chinese Taipei	4
Unión Europea–European Union (España–Spain)	1
Vanuatu	1

# Seguridad de los observadores – Security of the observers

**Desde 2016 los observadores usan un aparato de alerta de emergencia.**

Since 2016, observers use an emergency warning device

- **Protocolo de emergencia.**
- **Emergency protocol**

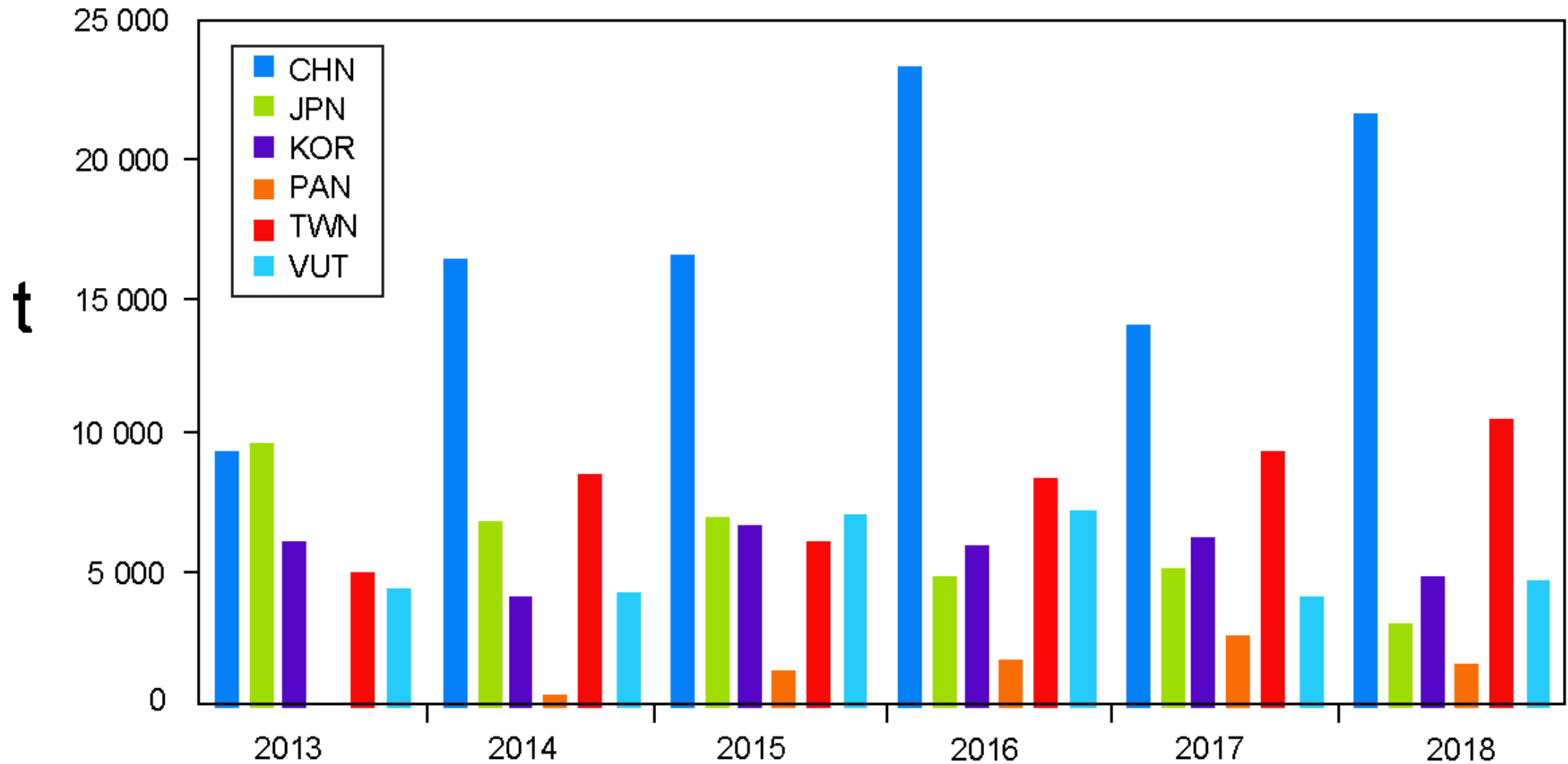


# Transshipment declaration/Declaración de transbordo

Species	Location of the catch (WCPO; EPO; overlap area)	Type of product							Total
		Wh ole	Gilled and gutted	Gilled and headed	Species of shark	Fillets	Shark fin	Others	

# Pescado transbordado en el OPO 2013-2018

## Fish transshipped in the EPO 2013-2018

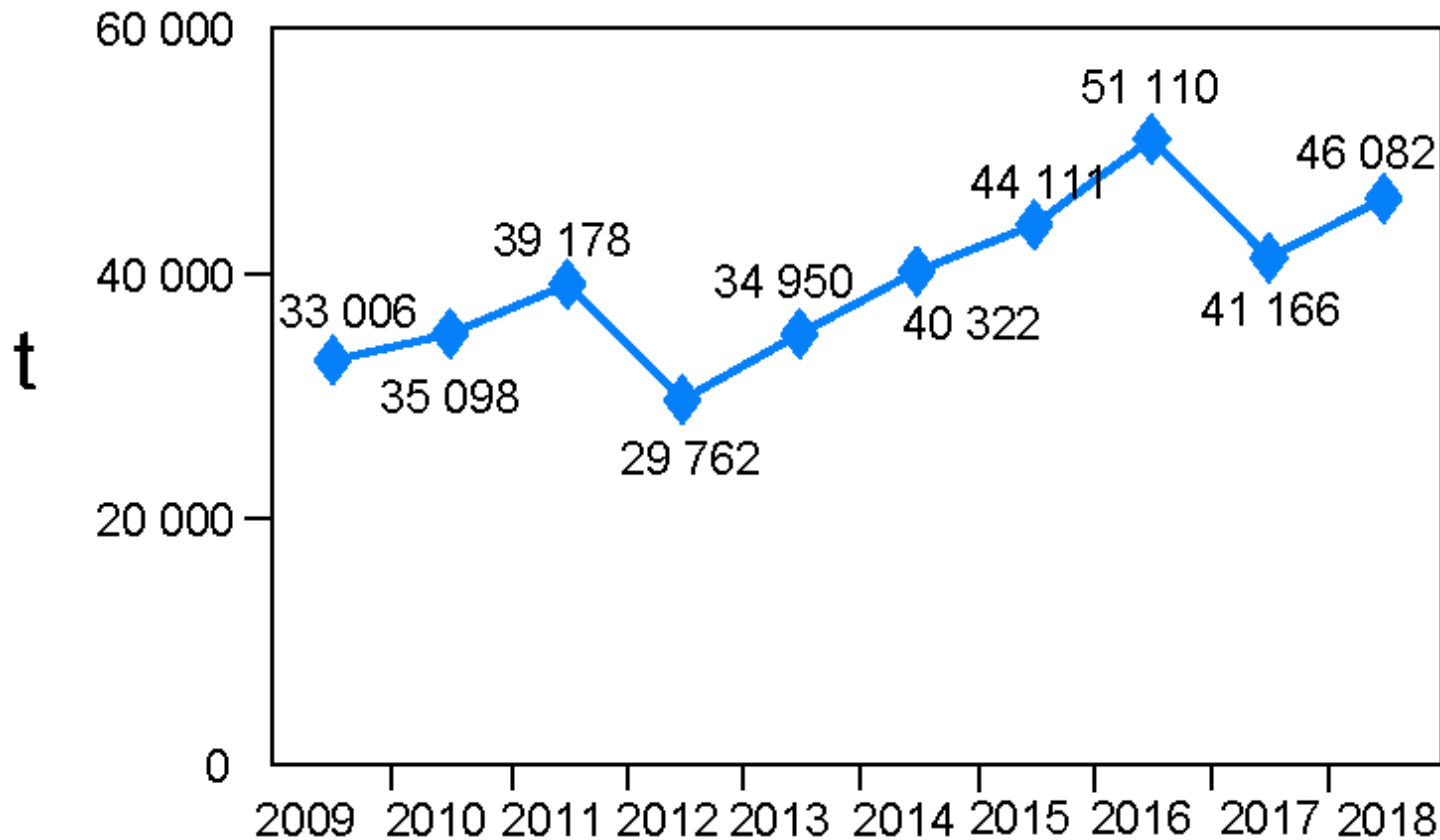




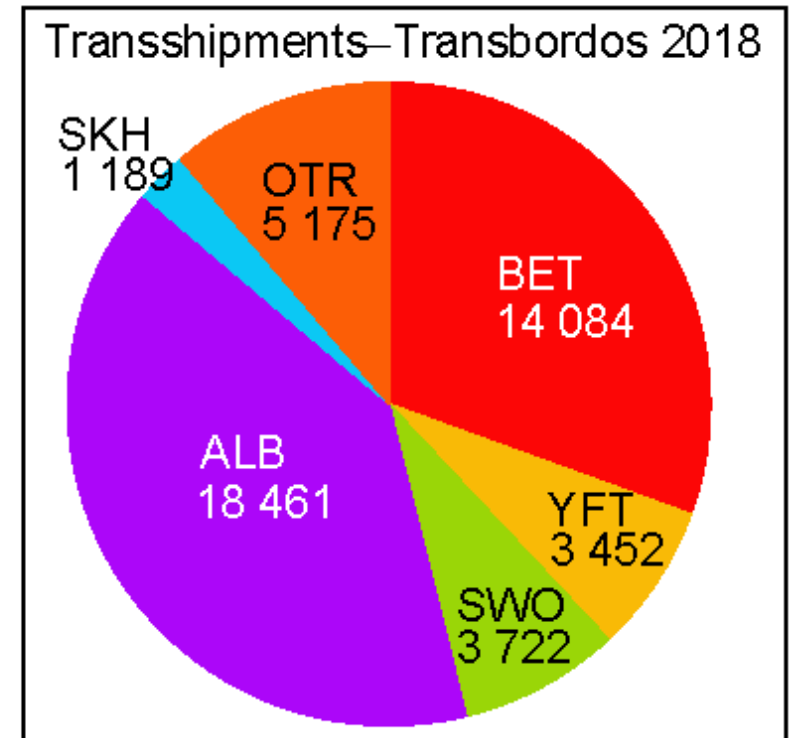
# Pescado transbordado en el OPO, 2009-2018 (t)

## Fish Transshipped in the EPO, 2009-2018 (t)

Pescado transbordado OPO  
Fish transshipped EPO

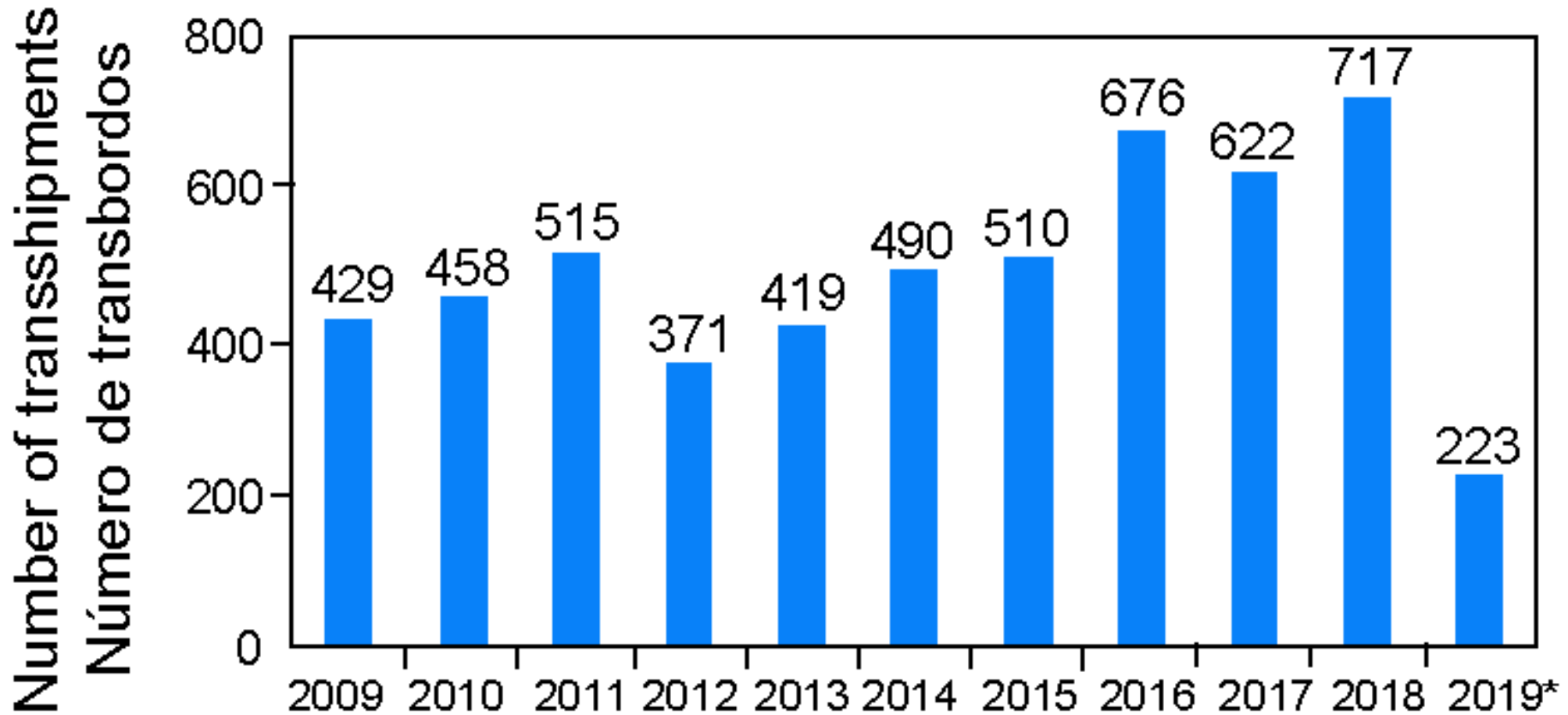


Composición por especies  
Species composition (2018)



# Número de transbordos OPO 2009-2019

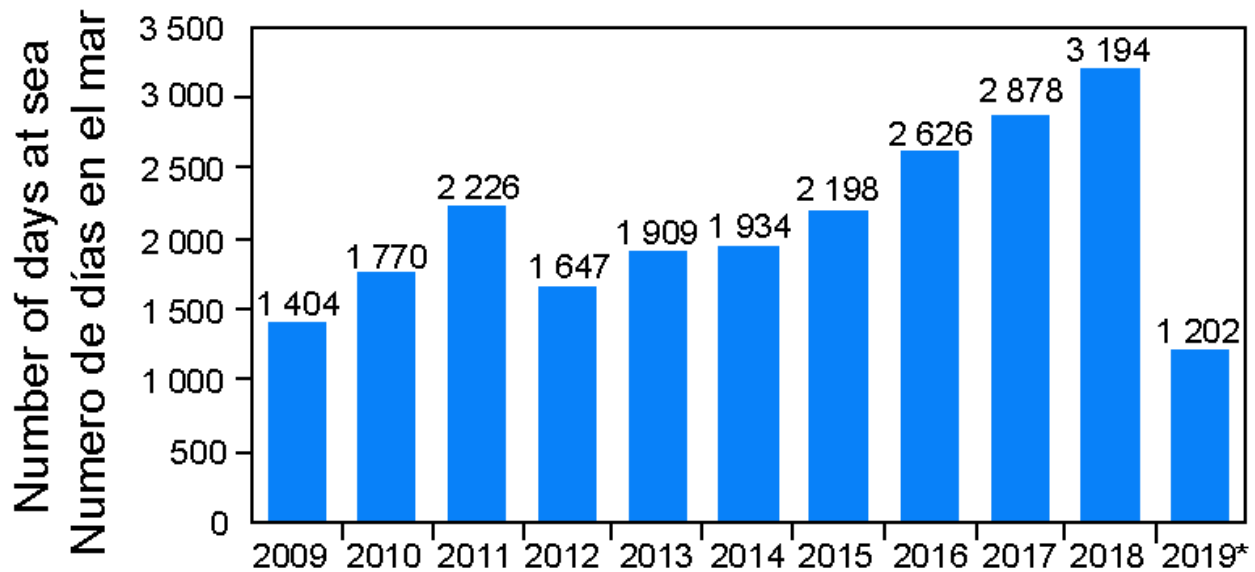
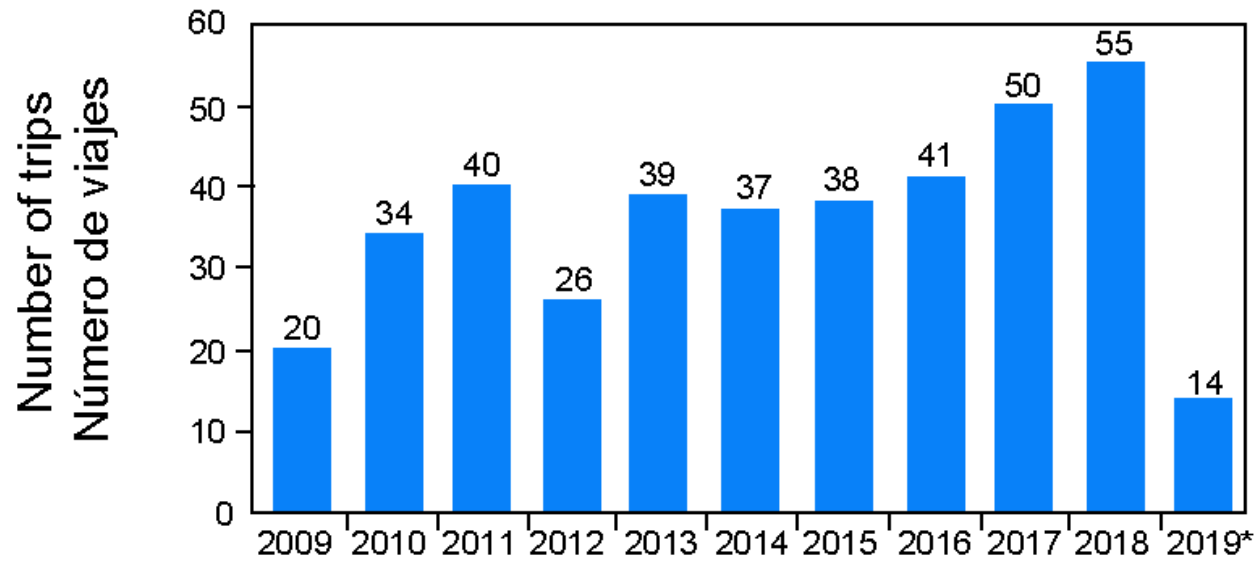
## Number of transshipments EPO 2009-2019



\* al 23 de mayo -to 23 May

# Número de días en el mar y solicitudes de observadores, 2009-2019

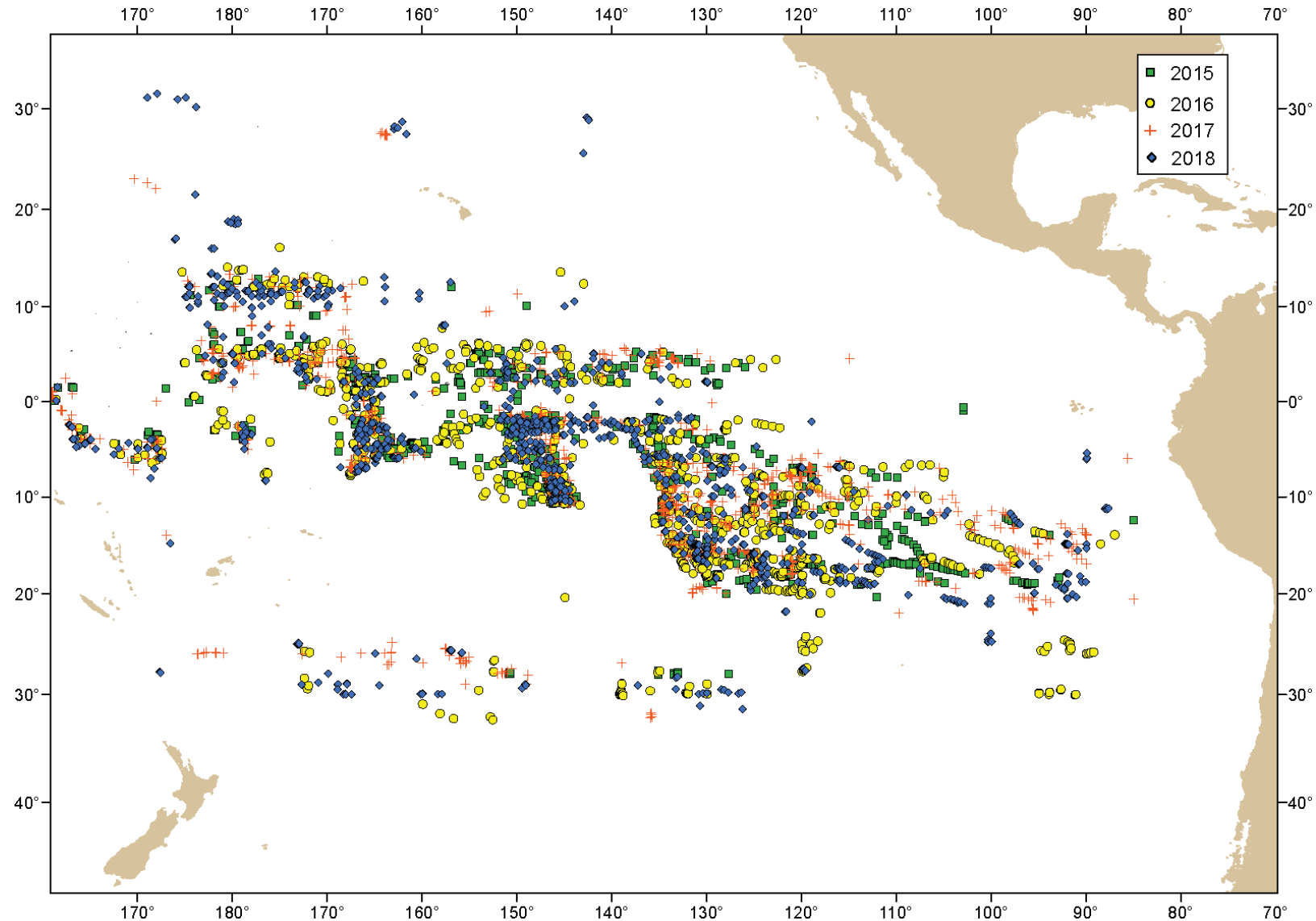
## Number of days at sea and requests of observer, 2009-2019



\* al 23 de mayo -to 23 May

# Transbordos en el océano Pacífico oriental, 2015-2018

## Transshipments in the eastern Pacific Ocean, 2015-2018



# Presupuesto del programa / Program budget 2009-2018, US\$

	Contributions		Program costs	Surplus/ (deficit)	Accumulated surplus
	Participants	Others			
2009	741,346	-	698,801	42,545	42,545
2010	800,000	4,640 <sup>1</sup>	792,381	12,259	54,804
2011	946,971	6,060 <sup>2</sup>	999,731	(46,700)	8,105
2012	1,006,060	6,060 <sup>2</sup>	674,241	331,819	339,924
2013	1,000,000	-	771,083	228,917	568,841
2014	500,000	16,635 <sup>3</sup>	760,950	(244,315)	324,526
2015	700,000	43,905 <sup>4</sup>	867,175	(123,270)	201,254
2016	950,000	37,723 <sup>4</sup>	1,056,479	(68,756)	132,498
2017	1,050,000 <sup>5</sup>	----	1,159,644	(109,644)	22,854
2018	1,390,000 <sup>6</sup>	----	1,297,585	92,415	115,269

<sup>1</sup>Peru; <sup>2</sup> Belize; <sup>3</sup> Includes Belize (US\$ 6,060), Indonesia (US\$ 1,485) and Panama (US\$ 9,090); <sup>4</sup>Panama.

<sup>5</sup> Additional contributions totaling US\$ 100,000 were requested

<sup>6</sup> Additional contributions totaling US\$ 290,000, agreed during 93<sup>rd</sup> IATTC meeting.

# Distribución de los costos del programa, 2019, en US\$

## Distribution of program costs, 2019 in US\$

Participant	Total contribution	First instalment (50%); due 15 January	Paid	Second instalment (50%); due 15 June	Paid
China	507,562	253,781	✓	253,781	Due 15 June 2019
Japan	89,505	44,753	✓	44,752	
Korea	75,718	37,859	✓	37,859	
Panama	71,413	35,707	✓	35,706	
Chinese Taipei	330,016	165,008	✓	165,008	
Vanuatu	225,786	112,893	✓	112,893	
<b>TOTAL</b>	<b>1,300,000</b>	<b>650,000</b>	<b>✓</b>	<b>650,000</b>	

# Situación financiera del programa, en US\$

## Finance status of the program

1 enero – 30 de abril / January 1 – April 30	Amount
Contribuciones de primer semestre recibidas/First semester contributions received	650,000
Contribuciones de segundo semestre recibidas/Second semester contributions received	-----
Superávit de años anteriores / Surplus from prior years	115,269
Subtotal	765,269
Gastos del programa / Program expenditures	371,837
Saldo al 30 de abril / Balance as of 30 April	393,431
Contribuciones de segundo semestre/ Second semester contributions	650,000
<b>Total</b> (contribuciones recibidas y pagaderas, menos gastos enero-abril <b>Total</b> (contributions received and payable, minus January-April expenses)	<b>1,043,432</b>

# Aumento de costos para 2020 – 2022, US\$

## Increase costs for 2020 – 2022

Period	Costo diario / Daily cost		
	En el mar At sea	Viaje Travel	Entrenamiento Training
2016-2019	340	350	453
2020-2022	≤ 2500 días days	> 2500 días days	371
	380	350	



# Estimaciones de costos para 2020, US\$

## Cost estimation for 2020

	<b>Dias Days</b>	<b>Costo Cost (US\$)</b>	<b>Total (US\$)</b>
Dias en el mar/Days at sea ≤ 2500	2,500	380	950,000
Dias en el mar/Days at sea > 2500	400	350	140,000
Dias de viaje/Travel days	200	371	74,200
Entrenamiento/Training (6 observers)	30	630	18,900
Subtotal			1,183,100
Costos de viaje /Travel costs			120,000
<b>Costo total estimado / Estimated total cost, 2020</b>			<b>1,303,100</b>

# Estimación de la contribución de 2020 , US\$


## Estimation of the contribution 2020

	<b>Contribución 2019 Contribution</b>	<b>%</b>	<b>Contribución 2020 Contribution</b>
<b>CHN</b>	442,000	34	443,700
<b>JPN</b>	143,000	11	143,550
<b>KOR</b>	156,000	12	156,600
<b>PAN</b>	78,000	6	78,300
<b>TWN</b>	286,000	22	287,100
<b>VUT</b>	195,000	15	195,750
<b>Total</b>	<b>1,300,000</b>	<b>100</b>	<b>1,305,000</b>

## Puntos de acuerdo – Pending items

- 
- Presupuesto de US\$ 1,305,000 para 2020.
- Renovar el contrato a MRAG para 2020-2022.

- 
- A budget of US\$ 1,305,000 for 2020.
- Renew MRAG contract for 2020 - 2022.



# ¿Preguntas? - Questions

