

Yellowfin and bigeye catch periodic report contemplated in the section 5 of IATTC Resolution C-17-01

INTER-AMERICAN TROPICAL TUNA COMMISSION

91ST EXTRAORDINARY MEETING

La Jolla, California (USA)

7-10 February 2017

RESOLUTION C-17-01

CONSERVATION OF TUNA IN THE EASTERN PACIFIC OCEAN DURING 2017

5. The IATTC establishes a total annual catch limit of the average level observed during 2013-2015 for yellowfin and bigeye (combined) caught by capacity class 4, 5, and 6 purse-seine vessels of 97,711 t for the fishery on floating objects, and 162,182 t on dolphins by Class-6 vessels. These catch limits include the activation of the capacity recognized for Guatemala and Venezuela at the 88th Meeting of the IATTC. The Director shall notify CPCs when the catch of yellowfin and bigeye by capacity class 4, 5, and 6 purse-seine vessels reaches 80% of the total catch limit in sets on floating objects or dolphins, respectively. At 90% of the total catch limit, the Director shall notify CPCs of an estimated closure date for the respective fishery, and at 100% the Director will announce the closure of the respective fishery. CPCs shall ensure that purse-seine vessels flying their flag stop making sets on floating objects or dolphins when the total limit is reached in the respective fishery.

Data and methods

Only sets on 2016-2017 year-period

Class 4-6 vessels (>182 metric tons)

Combined total YFT-BET for DEL y OBJ (retained catch in metric tons)

Observer data base. PICD

Finished trips, monitored by PICD observers
* **Retained and discarded catches**

At-sea reports

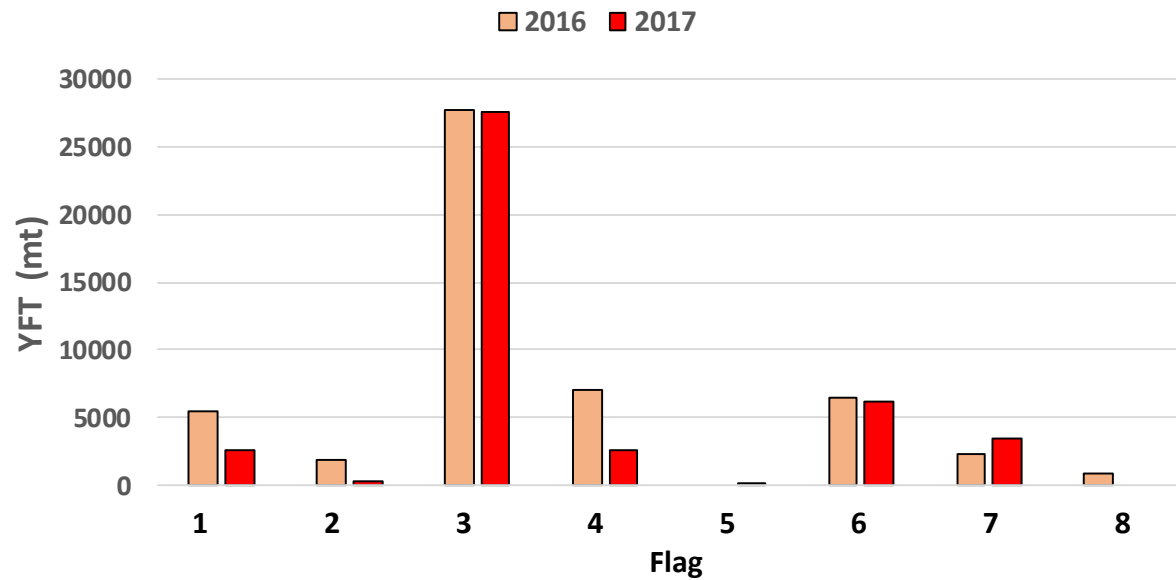
Unfinished trips, monitored by PICD
observers
* **Retained catch**

Bridge logbooks

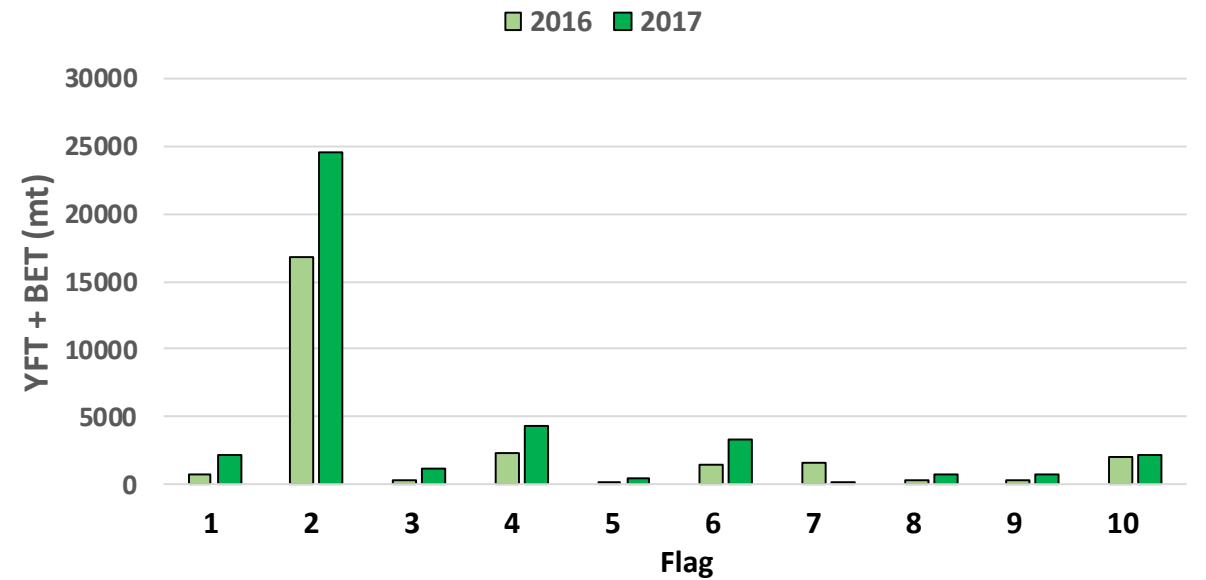
Finished trips, not monitored by PICD observers
* **Retained catch**

YFT-BET retained catch comparison by set type between 2016 and 2017 (at Apr – 30th)

Captura retenida DEL, YFT hasta Abr 30



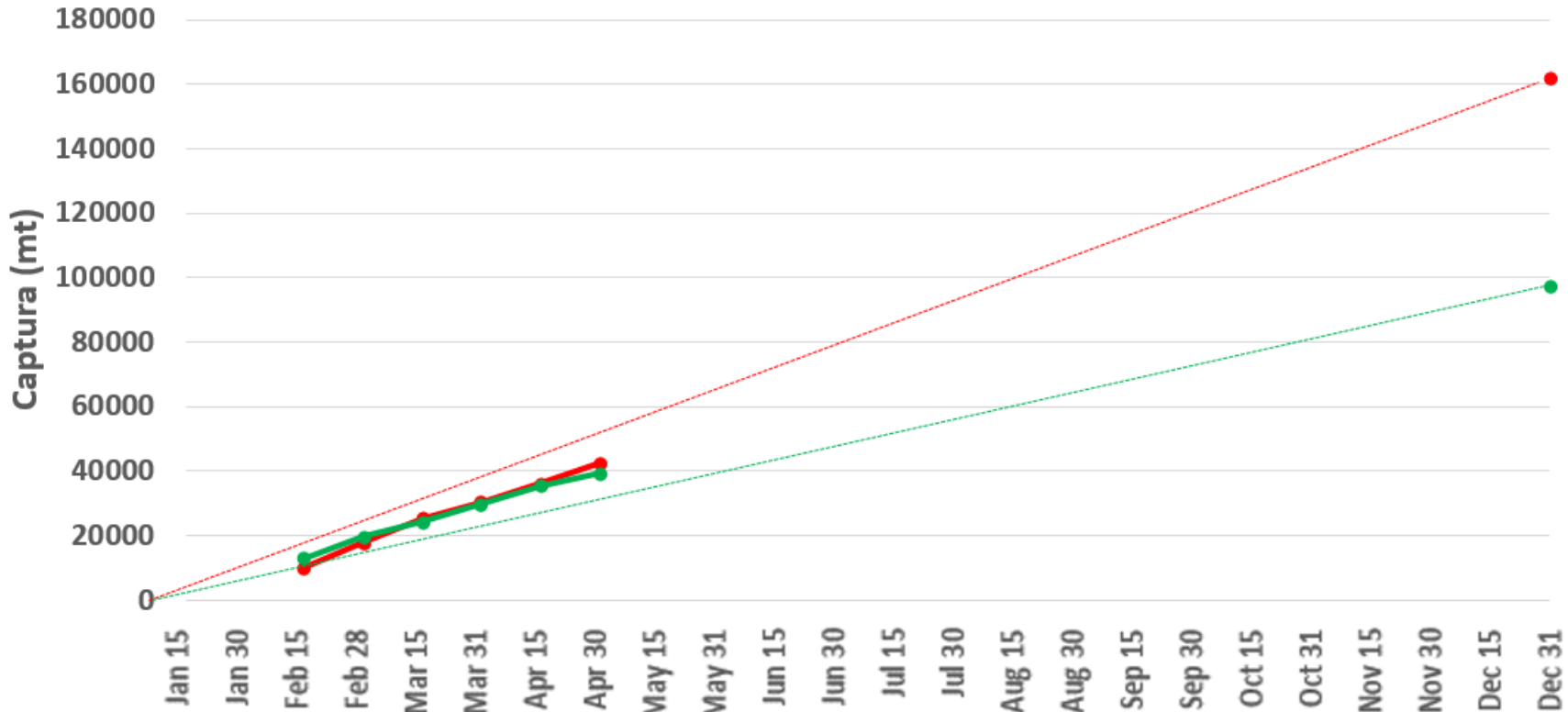
Captura retenida OBJ, YFT+BET hasta Abr 30



YFT and BET retained catch projection by set type

2017

DEL OBJ



Ret catch proportion (at 20170430)	
DEL	26.3%
OBJ	40.6%

Discusiones

Discards YFT+BET

- DEL: 0.01-0.4%. Avg. **0.13%** (2010-2016)
- OBJ: 0.25-1.25%. Avg. **0.89%** (2010-2016)

If imperative discard inclusion....

- Add a discard factor to retained catch (average discard? – max value?)

Unavailable data on real time

- Unobserved vessels still at sea
- Observed vessels in which at-sea report was not transmitted for communication problems (2017: 97%). However this info is updated the next week