

# INTER-AMERICAN TROPICAL TUNA COMMISSION

## 87<sup>th</sup> MEETING

Lima, Peru  
14-17 July 2014

### DOCUMENT IATTC-87-05 REVISED

## IMPLEMENTATION OF THE IATTC REGIONAL OBSERVER PROGRAM FOR TRANSSHIPMENTS AT SEA

### 1. INTRODUCTION

The IATTC observer program to monitor transshipments at sea by carrier vessels in the eastern Pacific Ocean (EPO), established by Resolution [C-08-02](#), amended by Resolution [C-11-09](#) and now regulated by Resolution [C-12-07](#), started in January 2009, and by June 2014 will have operated for five-and-a-half years.

With the approval of the Members that participate in the program, the Secretariat has signed a three-year contract with the *Marine Resources Assessment Group Ltd.* (MRAG) consortium for operating the observer program, so MRAG will continue to provide this service through 2016.

The observer data for 2014 in this document are for the first quarter of the year only, *i.e.*, up to 31 March.

### 2. IMPLEMENTATION AND OPERATION

The program is operating without any major problems with regard to its implementation and management. Observers have not reported incidents related to the monitoring procedures, which to date have been fully implemented by vessel operators and captains. In 2013 there was a case of possible forgery of a transshipment statement, in which a longliner from China and a carrier vessel from Belize were involved. The case was reported to both governments; China said that it found no violation, and Belize suspended the vessel's navigation licence while the case was reviewed.

The Secretariat maintains on the Commission website the [list of carrier vessels](#) authorised to receive transshipments at sea, which is updated constantly with information supplied by the participants about additions of carrier vessels and modifications of the data on such vessels. The current list includes 39 vessels (Table 2.1).

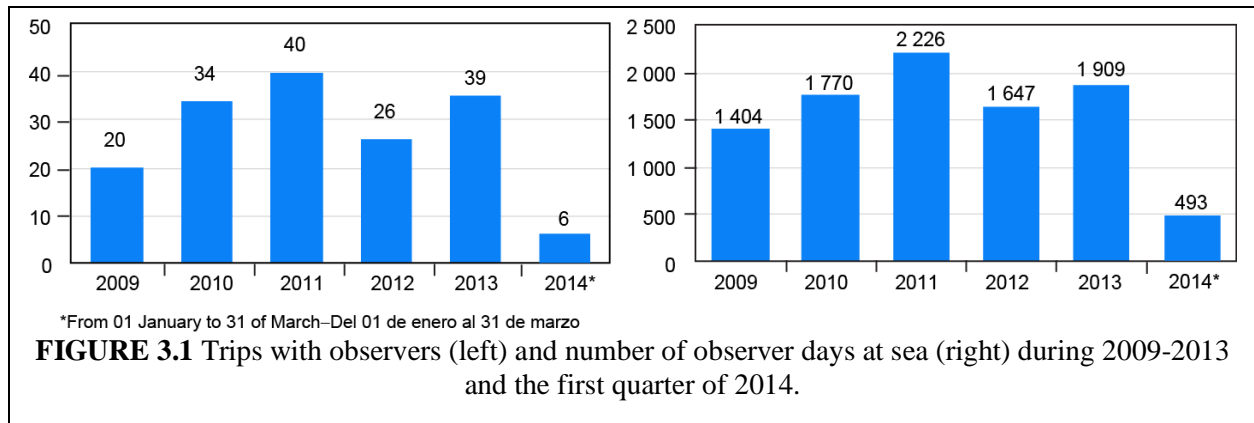
Resolution [C-12-07](#) specifies that longline fishing vessels that transship at sea must be on the [list of longline vessels](#) authorised to fish in the IATTC Convention Area. The vessels authorised to transship are longline vessels of the five Members that participate fully in the transshipment program, plus other vessels (from Belize, Peru, and Indonesia) which transship only very infrequently.

Paragraph 19 of Resolution C-12-07 states that: "Each CPC shall report annually before 15 September to the Director:

- a) The quantities by species transshipped during the previous year.
- b) The names of its vessels on the IATTC ... List [of

	Vessels
China	2
Korea	4
Japan	1
Kiribati	4
Panama	3
Sierra Leone	1
Singapore	1
Chinese Taipei	1
European Union (Spain)	1
Vanuatu	21
<b>TOTAL</b>	<b>39</b>

**TABLE 2.1.** Authorized carrier vessels, by flag



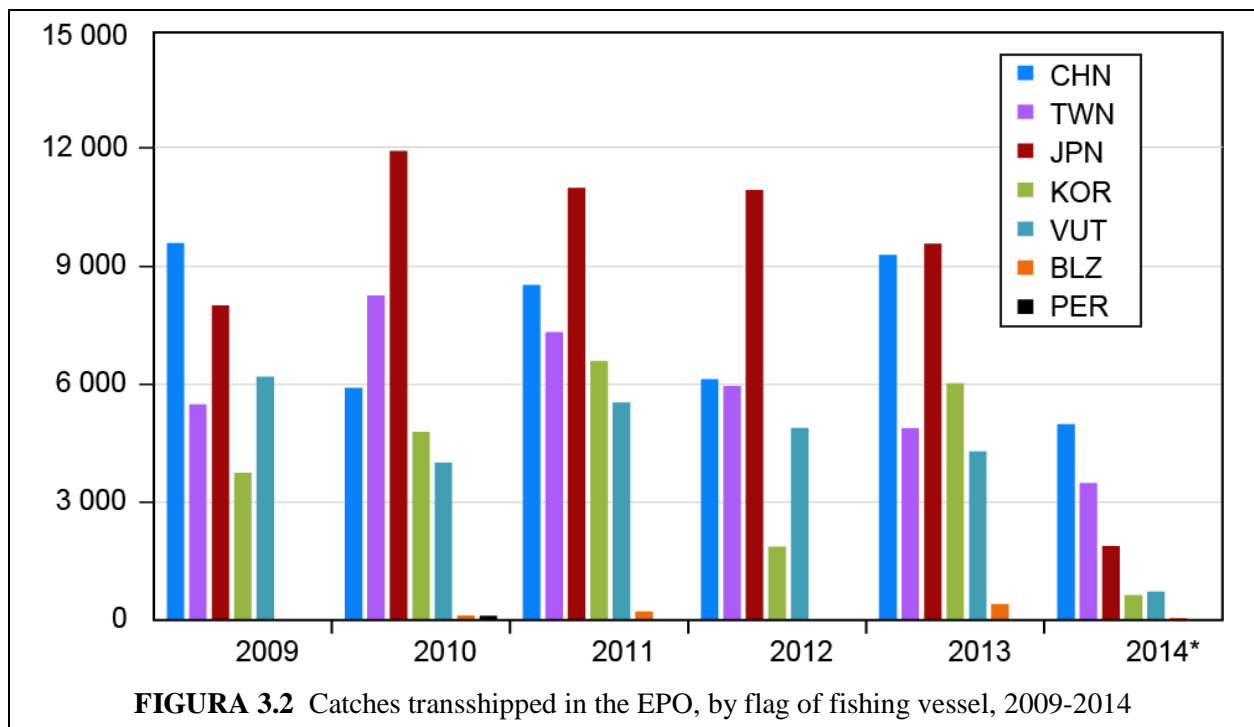
*large-scale longline vessels] which have transhipped during the previous year; and*

- c) A comprehensive report assessing the content and conclusions of the reports of the observers assigned to carrier vessels which have received transhipment from its [large-scale longline vessels].”*

On 28 March 2014, the Secretariat sent the observer reports for 2013 to each participating Member in the program, and it is expected that those Members will submit their reports for 2013 to the Secretariat by 15 September 2014. The Secretariat received reports for 2012 from Belize, China, Japan, Korea, Vanuatu, and Chinese Taipei.

### 3. RESULTS TO DATE

Figure 3.1 shows the number of observers requested and the number of days spent at sea by observers during 2009-2014. In 2013, 40 requests for observers were received, and all were met except one, which was cancelled by the participant. The number of observer requests and days at sea was greater in 2013 than in 2012. In 2014, as of 31 March, the number of days at sea was 493; at that rate, the total at the end of the year will be slightly higher than in 2013.



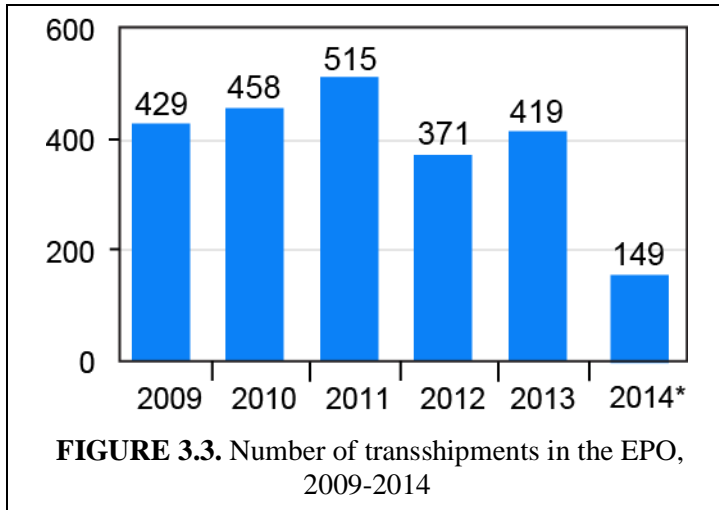


Figure 3.2 shows the catches transhipped at sea during 2009-2014, by flag of the fishing vessel. The data for 2009-2013 are shown in Appendix 1, broken down by species, and the corresponding data for first quarter of 2014 are shown in Table 3.1, with shark transshipments shown separately, in accordance with Resolution C-12-07.

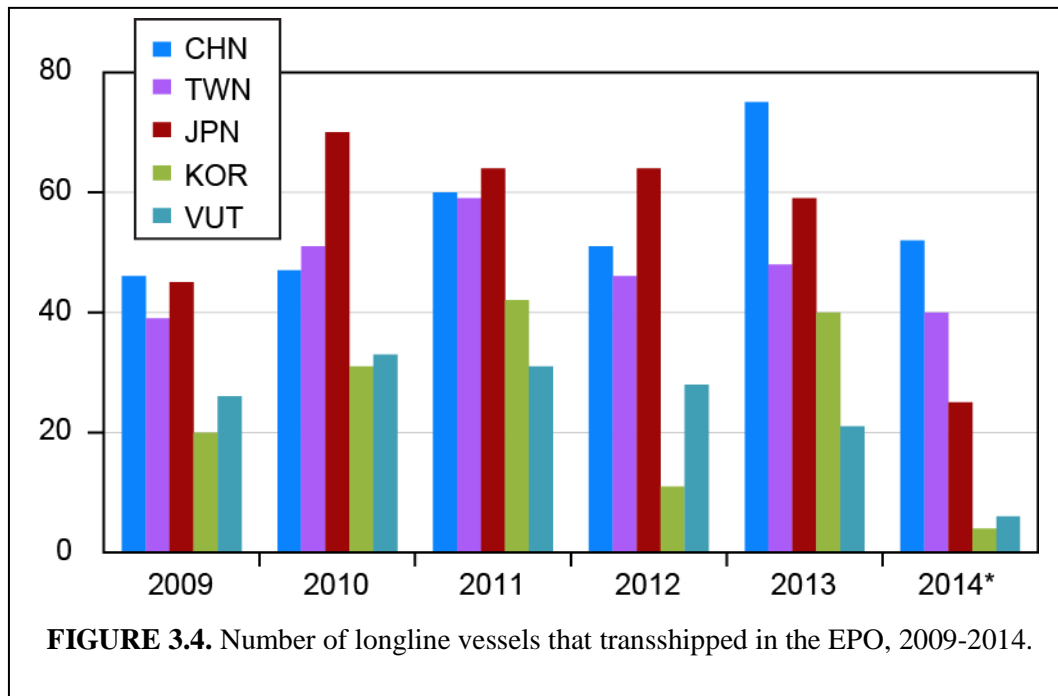
Figure 3.3 shows the number of transshipments recorded in the EPO during 2009-2014.

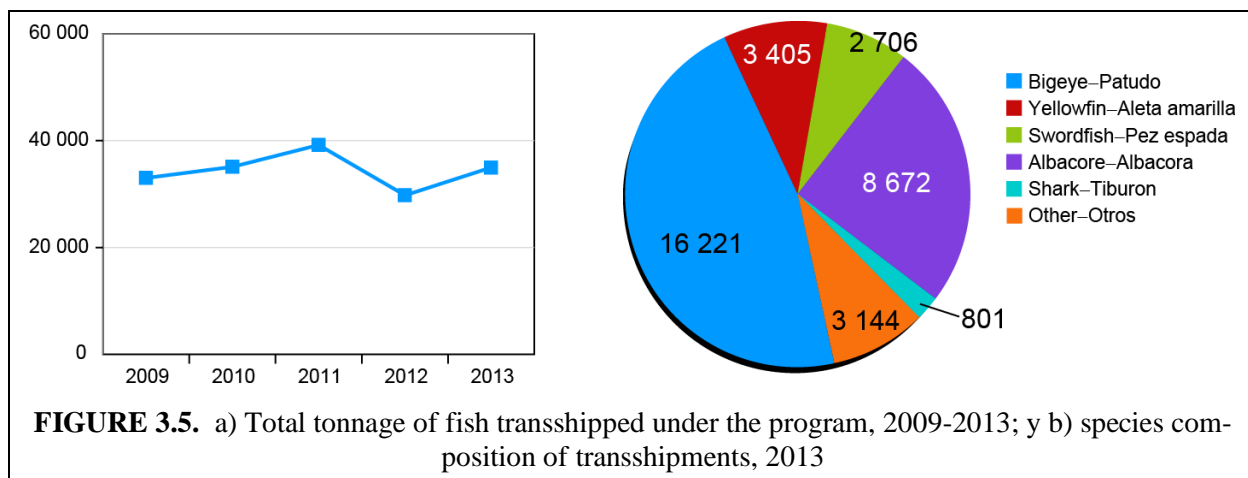
Figure 3.4 shows the number of longline vessels that transhipped tuna under the program, by flag. Additionally, Peru and Panama announced that two of its longline vessels would make transshipments during the current year, but to date no such activity has been recorded.

Belize have one vessel each, which in some years have also made transshipments within the program. Also, an Indonesian vessel made transshipments in 2013 and 2014. Panama announced that two of its longline vessels would make transshipments during the current year, but to date no such activity has been recorded.

Figure 3.5 shows (a) the total tonnage of fish transhipped under the program during 2009-2013, which increased slightly from 2012 to 2013, and (b) the species composition of the transshipments in 2013. Pursuant to Resolution C-12-07, the 801 tons of sharks transhipped are itemized separately. Table 3.1 shows the corresponding data for the first quarter of 2014.

In accordance with the decision of the 85th meeting of the Commission in June 2013, since July of that year observers record where the transhipped tuna originated (western Pacific, EPO, IATTC-WCPFC overlap area). The data recorded in 2014 show that almost all the tuna transhipped in the EPO is caught





in that same area, including the the overlap area (Table 3.2)

**TABLE 3.1.** Transshipments in the EPO during the first quarter of 2014, by species and flag of fishing vessel, in metric tons.

	Bigeye	Yellowfin	Swordfish	Albacore	Sharks	Other	Total
BLZ	38	1	5	1	0	0	45
CHN	1,453	208	287	2,548	44	440	4,980
IDN	0	0	0	0	6	28	34
JPN	1,160	258	232	53	0	174	1,876
KOR	466	23	40	23	27	56	636
TWN	1,253	143	240	1,327	129	387	3,479
VUT	95	71	36	439	15	65	722
<b>Total</b>	<b>4,464</b>	<b>703</b>	<b>841</b>	<b>4,391</b>	<b>221</b>	<b>1,150</b>	<b>11,772</b>

**TABLE 3.2.** Origin of fish transshipped during the first quarter of 2014, by flag of fishing vessel, in metric tons.

	Area of catch			Total
	EPO (inc. overlap area)	WPO (exc. overlap area)	Unknown	
BLZ	45	0	0	45
CHN	4,899	81	0	4,980
IDN	0	33	0	33
KOR	360	55	221	636
JPN	1,844	32	0	1,876
TWN	3,242	237	0	3,479
VUT	610	22	90	722
<b>Total</b>	<b>11,000</b>	<b>460</b>	<b>311</b>	<b>11,771</b>

Appendix 2 lists trips by carrier vessels in 2013 and 2014, together with the embarkation and disembarkation ports of the program observers.

The positions of transshipments made between 1 January 2012 and 23 April 2014 in the entire Pacific are shown in Appendix 3a, and in the EPO only in Appendix 3b.

## Anexo-Appendix 1.

Pescado transbordado en el Océano Pacífico oriental, 2009-2013, por especie y bandera del buque pesquero, en toneladas métricas  
 Fish transshipped in the eastern Pacific Ocean, 2009-2013, by species and flag of fishing vessel, in metric tons

Año	Participante	Patudo	Aleta amarilla	Pez espada	Albacora	Tiburón	Otros	Total
Year	Participant	Bigeeye	Yellow-fin	Sword-fish	Albacore	Shark	Others	Total
2009	BLZ	-	-	-	-		-	
	CHN	6,392	1,281	978	433		502	9,586
	JPN	4,736	1,218	627	767		657	8,004
	KOR	2,460	324	323	79		553	3,739
	PHL	72	34	-	-		-	106
	TWN	2,564	586	320	1,655		363	5,487
	VUT	964	237	108	3,828		1,053	6,190
	<b>Total</b>	<b>17,186</b>	<b>3,679</b>	<b>2,356</b>	<b>6,762</b>		<b>3,128</b>	<b>33,112</b>
2010	BLZ	81	13	3	10		2	110
	CHN	3,674	748	583	429		470	5,902
	JPN	6,623	1,942	1,049	819		1,502	11,935
	KOR	2,957	459	372	102		891	4,781
	PER	80	15	7	3		3	108
	TWN	4,561	992	541	1,434		730	8,258
	VUT	1,321	259	131	1,963		330	4,005
	<b>Total</b>	<b>19,297</b>	<b>4,428</b>	<b>2,685</b>	<b>4,759</b>		<b>3,928</b>	<b>35,098</b>
2011	BLZ	90	9	19	76		17	212
	CHN	5,363	1,157	815	436		755	8,526
	JPN	5,198	1,111	1,247	1,819		1,622	10,997
	KOR	4,263	574	486	253		1,015	6,591
	TWN	2,246	413	271	3,269		1,123	7,323
	VUT	1,160	228	166	3,609		366	5,529
	<b>Total</b>	<b>18,319</b>	<b>3,492</b>	<b>3,004</b>	<b>9,463</b>		<b>4,899</b>	<b>39,178</b>
2012	CHN	3,690	840	772	389		429	6,121
	JPN	5,894	1,359	1,185	1,340		1,162	10,938
	KOR	1,257	130	166	55		257	1,866
	TWN	2,476	395	398	2,015		664	5,949
	VUT	1,226	160	157	2,996		348	4,888
	<b>Total</b>	<b>14,543</b>	<b>2,884</b>	<b>2,678</b>	<b>6,796</b>		<b>2,860</b>	<b>29,762</b>
2013	BLZ	246	40	52	20	16	30	404
	CHN	3,635	798	583	3,400	114	758	9,289
	IDN	102	16	16	2	0	2	138
	JPN	5,756	1,126	1,162	735	9	784	9,571
	KOR	3,947	519	487	199	294	579	6,026
	TWN	1,771	386	245	1,463	335	676	4,876
	VUT	763	160	161	2,853	34	316	4,285
	<b>Total:</b>	<b>16,221</b>	<b>3,045</b>	<b>2,706</b>	<b>8,672</b>	<b>801</b>	<b>3,144</b>	<b>34,590</b>

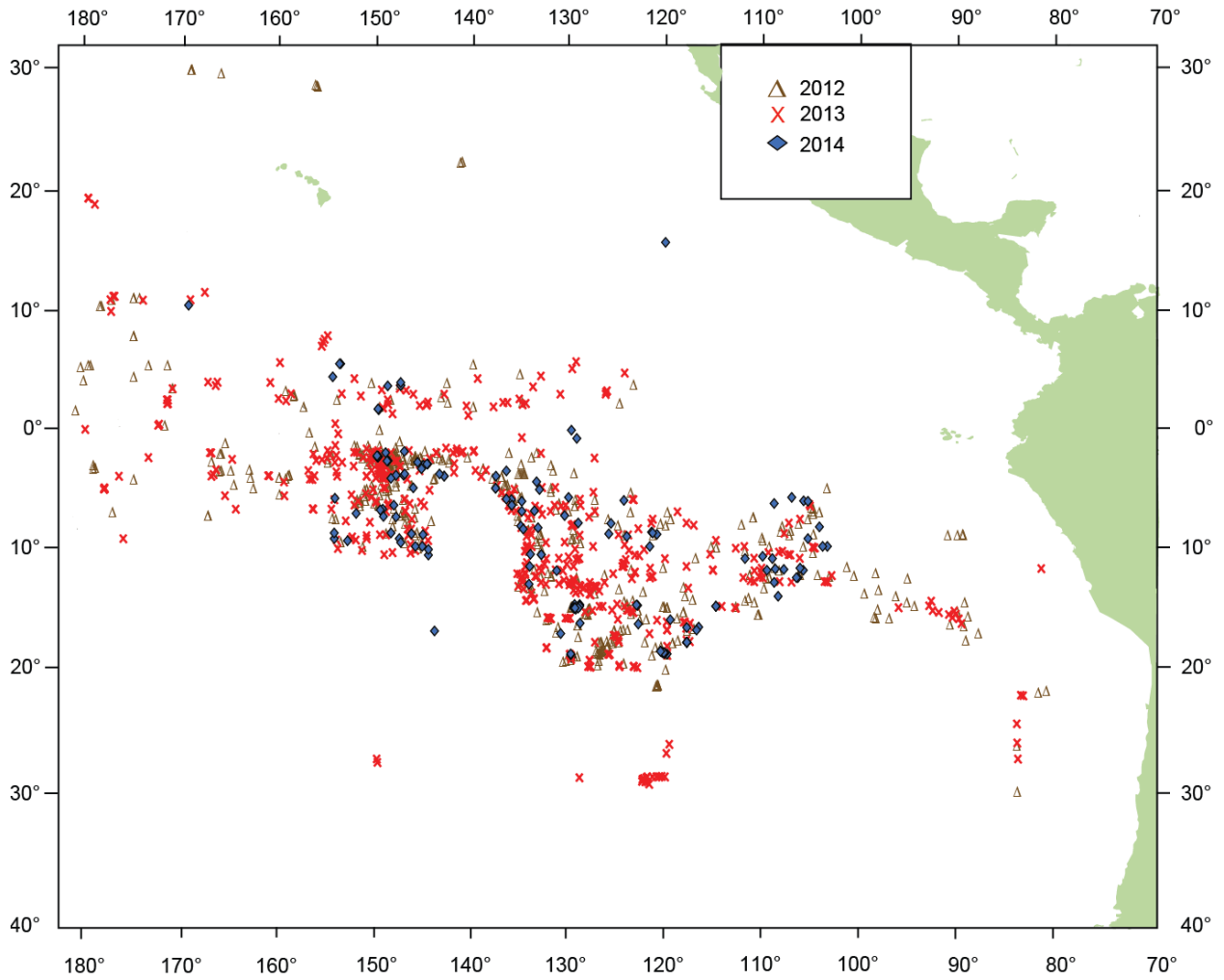
## Anexo-Appendix 2.

Viajes de buques cargueros durante 2013 y el primer trimestre de 2014 \*: previsto  
Trips by carrier vessels during 2013 and the first quarter of 2014. \*: scheduled.

Viaje CIAT	Buque	Ban- dera	Zarpe		Arribo	
			Fecha	Puerto	Fecha	Puerto
IATTC trip	Vessel	Flag	Departure		Arrival	
			Date	Port	Date	Port
<b>2013</b>						
133	<i>Shota Maru</i>	VUT	15-Jan-	Suva, Fiji	10-Mar-2013	Suva, Fiji
134	<i>Yu Hsiang Maru</i>	VUT	5-Jan	Papeete, French Polynesia	14-Feb-2013	Papeete, French Polynesia
135	<i>Meita Maru</i>	VUT	10-Jan	Busan, Korea	4-Mar-2013	Busan, Korea
136	<i>SL Bogo</i>	KOR	15-Jan	Busan, Korea	25-Mar-2013	Busan, Korea
137	<i>Haru</i>	VUT	3-Feb	Kaohsiung	12-Apr-2013	Kaohsiung
138	<i>Seiwa</i>	KIR	8-Feb	Busan, Korea	18-Apr-2013	Busan, Korea
139	<i>Tenho Maru</i>	VUT	10-Mar	Papeete, French Polynesia	17-Apr-2013	Papeete, French Polynesia
140	<i>Harima 2</i>	PAN	25-Mar	Kaohsiung	8-Jun-2013	Kaohsiung
141	<i>Taiho Maru</i>	VUT	9-Apr	Papeete, French Polynesia	7-May-2013	Papeete, French Polynesia
142	<i>Kaiho Maru</i>	VUT	9-Apr	Kaohsiung	20-Jun-2013	Kaohsiung
143	<i>SL Bogo</i>	KOR	13-Apr	Busan, Korea	13-Jun-2013	Busan, Korea
144	<i>Yu Hsiang Maru</i>	VUT	14-May	Papeete, French Polynesia	20-Jun-2013	Papeete, French Polynesia
145	<i>Shota Maru</i>	VUT	10-May	Kaohsiung	21-Aug-2013	Kaohsiung
146	<i>Victoria</i>	VUT	16-May	Kaohsiung	22-Jul-2013	Kaohsiung
147	<i>Harima 2</i>	PAN	23-Jun	Kaohsiung	1-Sep-2013	Kaohsiung
148	<i>Tenho Maru</i>	VUT	28-May	Kaohsiung	18-Jul-2013	Kaohsiung
149	<i>Seiwa</i>	KIR	20-Jun	Kiritimati, Kiribati	20-Jul-2013	Kiritimati, Kiribati
150	<i>Taiho Maru</i>	VUT	9-Jul	Kaohsiung	18-Sep-2013	Kaohsiung
151	<i>SL Bogo</i>	KOR	9-Jul	Busan, Korea	7-Sep-2013	Busan, Korea
152	<i>Shin Izu</i>	VUT	27-Jul	Kaohsiung	16-Oct-2013	Kaohsiung
153	<i>Shin Ho Chun 102</i>	KIR	3-Sep	Papeete, French Polynesia	14-Oct-2013	Papeete, French Polynesia
154	<i>Lung Yuin</i>	VUT	10-Sep	Papeete, French Polynesia	29-Oct-2013	Papeete, French Polynesia
155	<i>Yu Hsiang Maru</i>	VUT	23-Aug	Suva, Fiji	4-Oct-2013	Suva, Fiji
156	<i>Tuna Princess</i>	VUT	13-Sep	Kaohsiung	18-Nov-2013	Kaohsiung
157	<i>Victoria</i>	VUT	26-Sep	Kaohsiung	23-Nov-2013	Kaohsiung
158	<i>Heng Yu</i>	BLZ	25-Oct	Kaohsiung	6-Jan-2014	Kaohsiung
159	<i>SL Bogo</i>	KOR	4-Oct	Busan, Korea	30-Oct-2013	Busan, Korea
160	<i>Harima 2</i>	PAN	18-Oct	Kaohsiung	23-Dec-2013	Kaohsiung
161	<i>Tenho Maru</i>	VUT	27-Oct	Kaohsiung	18-Dec-2013	Kaohsiung
162	<i>Taiho Maru</i>	VUT	11-Nov	Kaohsiung	17-Jan-2014	Kaohsiung
163	<i>Yu Hsiang Maru</i>	VUT	1-Dec	Kaohsiung	10-Feb-2014	Kaohsiung
164	<i>Shin Ho Chun 102</i>	KIR	22-Dec	Papeete, French Polynesia	22-Jan-2014	Papeete, French Polynesia
165	<i>Shin Izu</i>	VUT	11-Dec	Kaohsiung	21-Feb-2014	Kaohsiung
167	<i>Kaiho Maru</i>	VUT	27-Dec-	Kaohsiung	1-Mar-2014	Kaohsiung
168	<i>Seiwa</i>	KIR	25-Dec	Kaohsiung	16-Mar-2014	Busan, Korea
<b>2014</b>						
166	<i>Lung Yuin</i>	VUT	9-Jan	Papeete, French Polynesia	26-Feb	Kaohsiung
169	<i>Talofa</i>	VUT	23-Jan	Pago Pago, American Samoa	8-Mar-14	Pago Pago, American Samoa
170	<i>Yun Run 3</i>	KIR	Cancelled-Cancelado			
171	<i>Harima 2</i>	PAN	24-Feb	Shimizu, Japan	5-Jun-14*	Busan, Korea
172	<i>Heng Yu</i>	BLZ	7-Feb	Kaohsiung	29-Apr-14	Kaohsiung
173	<i>Taiho Maru</i>	VUT	4-Mar	Kaohsiung	11-May-14*	Dilan, China
174	<i>SL Bogo</i>	KOR	1-Mar	Busan, Korea	31-May-14*	Busan, Korea

**Anexo-Appendix 3a.**

Transbordos en el Océano Pacífico, 2012-2013, y 2014 al 23 de abril  
Transshipments in the Pacific Ocean, 2012-2013, and 2014 to 23 April



**Anexo-Appendix 3b.**

Transbordos en el Océano Pacífico oriental, 2012-2013, y 2014 al 23 de abril  
Transshipments in the eastern Pacific Ocean, 2012-2013, and 2014 to 23 April

